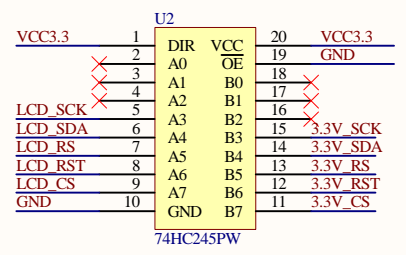
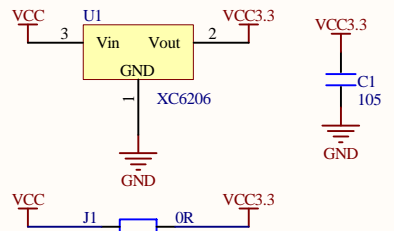


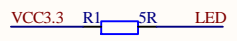
模块11Pin排针接口



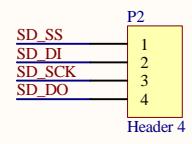
电平转换电路



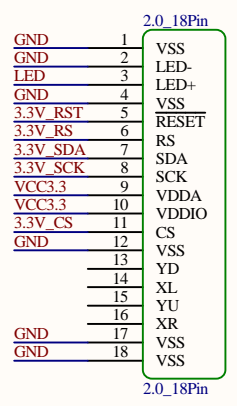
供电电源选择：  
外部VCC输入5V时，J1断开  
外部VCC输入3.3V时，J1短接



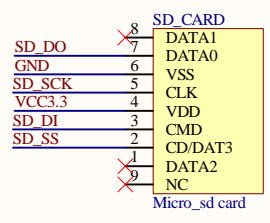
背光限流电路



模块扩展输出接口  
扩展输出排针默认不焊接



液晶屏18Pin接口



SD卡接口电路

深圳市全动电子技术有限公司

ShenZhen QDtech Co.,LTD

[www.qdttf.com](http://www.qdttf.com)

因为专注，所以专业

Title		
Size	Number	Revision
A4		
Date:	2015/6/11	Sheet of
File:	E:\学习\1\Sch_2.0寸Arduino模块原理图(1).Sch.Dwg	