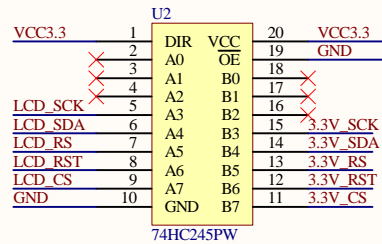
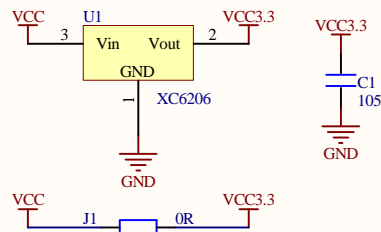


液晶屏14Pin接口



电平转换电路

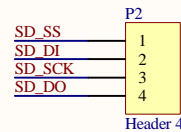


供电电源选择：

外部VCC输入5V时，J1断开
外部VCC输入3.3V时，J1短接

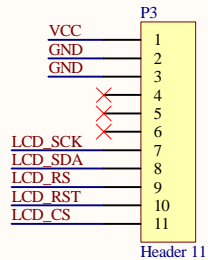


背光限流电路

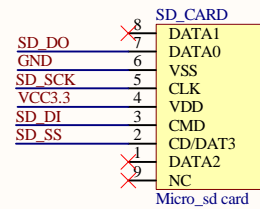


模块扩展输出接口

扩展输出排针默认不焊接



模块11Pin排针接口



SD卡接口电路

深圳市全动电子技术有限公司
ShenZhen QDtech Co.,LTD
www.qdfft.com
因为专注，所以专业

Title		
Size	Number	Revision
A4		
Date:	2015/6/11	Sheet of
File:	E:\学习\1\Sch_1.8寸Arduino模块原理图.SchDocn By:	